

2020 MEDICAL WASTE TREATMENT AND DISPOSAL HARMONY DENTAL

QTY	METHOD OF DISPOSAL	DATE	INITIAL	MWTD#
SHARPS DISPOSAL (Storage time starts when Sharps container is full)				
2-1 gallon	Mailed to (Name of Recycler)	1/15/2020	EWG	47658
2-1 gallon	Mailed to (Name of Recycler)	4/25/2020	EWG	65234
BIOHAZARD RED BAG WASTE (Storage time starts with first item disposed in container)				
1 gallon	Mailed to (Name of Disposal)	1/28/2020	EWG	4h234
1 gallon	Mailed to (Name of Disposal)	2/29/2020	EWG	4h789
PHARMACEUTICAL WASTE (Storage time starts with first item disposed in container)				
1 gallon	Mailed to (Name of Disposal)	2/15/2020	EWG	68A423
1 gallon	Mailed to (Name of Disposal)	8/25/2020	EWG	89A687

2020 HAZARDOUS WASTE TREATMENT AND DISPOSAL HARMONY DENTAL

QTY	METHOD OF DISPOSAL	DATE	INITIAL	HWTD#
COLD STERILE SOLUTION/HIGH-LEVEL DISINFECTANT				
1 GAL	Neutralized to Drain with (Product Name)	1/3/2020	ECG	NA
PHOTO FIXER – NAME OF PRODUCT (Storage time starts with first deposit into container)- Store up to 1 year				
1 GAL	Reclaimed Silver with (Product Name)	2/15/2020	EWG	NA
5 GAL	Mailed Recycle Silver to (Name of Recycler)	6/15/2020	EWG	P7652
AMALGAM WASTE – (Contact Amalgam, Scrap Amalgam, Teeth with Amalgam, Traps, Filters, Screens From Amalgam Recovery System) Store up to 1 year				
5 GAL	Mailed to (Name of Recycler)	1/18/2020	ECG	A576859
5 GAL	Mailed to (Name of Recycler)	6/15/2020	ECG	A897546
LEAD FOIL (Storage time starts with first deposit into container) – Store up to 1 year				
5 GAL	Mailed to (Name of Recycler)	3/15/2020	EWG	L8794
LEAD APRON (1)	Mailed to (Name of Recycler)	8/15/2020	ECG	L10097

EMERGENCY KIT BASICS FOR DENTAL PRACTICES

CDA COMPASS

What must a dental office emergency kit contain? The answer varies depending on individual state dental board requirements. There are basic necessities dentists are required to include in emergency kits, according to the American Dental Association Council on Scientific Affairs.

Some states may have more rigorous emergency kit requirements, and The Dentists Insurance Company advises dentists to check with their state dental board or dental association for specifics on what to include beyond ADA recommendations. Practices administering oral conscious sedation are required to meet additional emergency standards, as outlined by state dental boards.

Further, the Occupational Safety and Health Administration (OSHA) requires emergency supplies to be available in case of an employee injury. TDIC advises dentists to maintain separate emergency kits for employees and patients.

Practitioners can assemble emergency kits themselves or purchase them already assembled. Commercial emergency drug kits for dentistry can provide consistent drug availability along with a service to update drugs on a regular basis. Dentists must document that all emergency equipment and drug expiration dates are checked on a regularly scheduled basis.

TDIC advises all dentists to know when, how and in what dosages to administer drugs included in their emergency kits. Stocking emergency medications but lacking the training to administer them appropriately can be a liability. Best practice calls for continuing education in emergency protocol for dentists, for the office to be prepared with an established emergency plan and a team approach by the dentist and staff who are certified in basic life support. TDIC outlines dental office emergency protocol in its Risk Management Reference Guide, which is available online at thedentists.com.

The ADA Council on Scientific Affairs, in its 2002 report in the Journal of the American Dental Association, "Office Emergencies and Emergency Kits," recommends the following drugs be included as a minimum. This essential list remains the standard: Epinephrine

1:1,000 (injectable)

Histamine-blocker (injectable)

Oxygen with positive-pressure administration capability

Nitroglycerin (sublingual tablet or aerosol spray; be aware of contraindications)

Bronchodilator (asthma inhaler)

Sugar (a quick source of glucose such as orange juice)

Aspirin

Additional items to include in a patient emergency kit:

Aromatic ammonia

Blood pressure monitoring equipment

CPR pocket mask

Syringes

Tourniquets

High-volume suction and aspiration tips or tonsillar suction

OSHA requires employers to have emergency kits for employees and lists the following supplies as adequate for small work sites, consisting of approximately two to three employees. Larger practices should provide additional supplies or emergency kits. While federal law does not require that a physician approve emergency kits, some states such as California do require physician sign off. Here are OSHA's recommendations:

Directions for requesting emergency assistance

Gauze pads (at least 4 x 4 inches)

Two large gauze pads (at least 8 x 10 inches)

One box of adhesive bandages

One package gauze roller bandage (at least 2 inches wide)

Two triangular bandages

Wound cleaning agent (such as sealed moistened towelettes) Scissors

At least one blanket

Tweezers

Adhesive tape

Latex gloves

Resuscitation equipment (such as resuscitation bag, airway or pocket mask) Two elastic wraps

Splint

CHEMICAL INVENTORY OF HAZARDOUS SUBSTANCES
HARMONY DENTAL

PRODUCT NAME	LABEL INFORMATION			SDS		
	HAZARDOUS CHEMICAL NAME(S)	PROP 65 LIST?	MFG. OR SUPPLIER Emergency #	Y E S	N O NA	TRAINING DATE

Make as many copies of this blank page as necessary.

IN-OFFICE HAZARD COMMUNICATION TRAINING

HARMONY DENTAL

IN-OFFICE TRAINING SPECIFIC CHEMICAL AND PRODUCT NAME

DATE: _____ TRAINER: _____

CHEMICAL OR PRODUCT: _____

HAZARDOUS CHEMICALS:

PROP 65 CHEMICAL? Y N

TRAINING MATERIALS:

EMPLOYEES ATTENDING IN-OFFICE TRAINING

_____	_____
_____	_____
_____	_____
_____	_____
_____	_____
_____	_____
_____	_____
_____	_____
_____	_____



Hazard Communication Safety Data Sheets - SDS

The Hazard Communication Standard (HCS) requires chemical manufacturers, distributors, or importers to provide Safety Data Sheets (SDSs) (formerly known as Material Safety Data Sheets or MSDSs) to communicate the hazards of hazardous chemical products. As of June 1, 2015, the HCS will require new SDSs to be in a uniform format, and include the section numbers, the headings, and associated information under the headings below:

Section 1, Identification includes product identifier; manufacturer or distributor name, address, phone number; emergency phone number; recommended use; restrictions on use.

Section 2, Hazard(s) identification includes all hazards regarding the chemical; required label elements.

Section 3, Composition/information on ingredients includes information on chemical ingredients; trade secret claims.

Section 4, First-aid measures includes important symptoms/ effects, acute, delayed; required treatment.

Section 5, Fire-fighting measures lists suitable extinguishing techniques, equipment; chemical hazards from fire.

Section 6, Accidental release measures lists emergency procedures; protective equipment; proper methods of containment and cleanup.

Section 7, Handling and storage lists precautions for safe handling and storage, including incompatibilities.

Section 8, Exposure controls/personal protection lists OSHA's Permissible Exposure Limits (PELs); Threshold Limit Values (TLVs); appropriate engineering controls; personal protective equipment (PPE).

Section 9, Physical and chemical properties lists the chemical's characteristics.

Section 10, Stability and reactivity lists chemical stability and possibility of hazardous reactions.

Section 11, Toxicological information includes routes of exposure; related symptoms, acute and chronic effects; numerical measures of toxicity.

Section 12, Ecological information*

Section 13, Disposal considerations*

Section 14, Transport information*

Section 15, Regulatory information*

Employers must ensure that SDSs are readily accessible to employees.
See Appendix D of 1910.1200 for a detailed description of SDS contents.



Hazard Communication Standard Labels


OSHA has updated the requirements for labeling of hazardous chemicals under its Hazard Communication Standard (HCS). As of June 1, 2015, all labels will be required to have pictograms, a signal word, hazard and precautionary statements, the product identifier, and supplier identification. A sample revised HCS label, identifying the required label elements, is shown on the right. Supplemental information can also be provided on the label as needed.

For more information:



(800) 321-OSHA (6742)
www.osha.gov

SAMPLE LABEL



CODE _____ Product Name _____	}	Product Identifier	Hazard Pictograms  Signal Word Danger	
Company Name _____ Street Address _____ City _____ State _____ Postal Code _____ Country _____ Emergency Phone Number _____	}	Supplier Identification	Hazard Statements Highly flammable liquid and vapor. May cause liver and kidney damage.	
Keep container tightly closed. Store in a cool, well-ventilated place that is locked. Keep away from heat/sparks/open flame. No smoking. Only use non-sparking tools. Use explosion-proof electrical equipment. Take precautionary measures against static discharge. Ground and bond container and receiving equipment. Do not breathe vapors. Wear protective gloves. Do not eat, drink or smoke when using this product. Wash hands thoroughly after handling. Dispose of in accordance with local, regional, national, international regulations as specified.			}	Precautionary Statements
In Case of Fire: use dry chemical (BC) or Carbon Dioxide (CO ₂) fire extinguisher to extinguish. First Aid If exposed call Poison Center. If on skin (or hair): Take off immediately any contaminated clothing. Rinse skin with water.			Supplemental Information Directions for Use _____ _____ _____ Fill weight: _____ Lot Number: _____ Gross weight: _____ Fill Date: _____ Expiration Date: _____	

OSHA 3492-02 2012

Hazard Communication Standard Pictogram

As of June 1, 2015, the Hazard Communication Standard (HCS) will require pictograms on labels to alert users of the chemical hazards to which they may be exposed. Each pictogram consists of a symbol on a white background framed within a red border and represents a distinct hazard(s). The pictogram on the label is determined by the chemical hazard classification.

HCS Pictograms and Hazards

<p>Health Hazard</p>  <p>Carcinogen Mutagenicity Reproductive Toxicity Respiratory Sensitizer Target Organ Toxicity Aspiration Toxicity</p> <p>+ + + + +</p>	<p>Flame</p>  <p>Flammables Pyrophorics Self-Heating Emits Flammable Gas Self-Reactives Organic Peroxides</p> <p>+ + + + +</p>	<p>Exclamation Mark</p>  <p>+ Irritant (skin and eye) + Skin Sensitizer + Acute Toxicity + Narcotic Effects + Respiratory Tract Irritant + Hazardous to Ozone Layer (Non-Mandatory)</p>
<p>Gas Cylinder</p>  <p>Gases Under Pressure</p> <p>+ +</p>	<p>Corrosion</p>  <p>Skin Corrosion/Burns Eye Damage Corrosive to Metals</p> <p>+ + +</p>	<p>Exploding Bomb</p>  <p>+ Explosives + Self-Reactives + Organic Peroxides</p>
<p>Flame Over Circle</p>  <p>Oxidizers</p> <p>+ +</p>	<p>Environment</p>  <p>(Non-Mandatory)</p> <p>Aquatic Toxicity</p> <p>+ +</p>	<p>Skull and Crossbones</p>  <p>+ Acute Toxicity (fatal or toxic)</p>

For more information or Spanish: U.S. Department of Labor www.osha.gov (800) 321-OSHA (6742) OSHA 3491-02 2012